

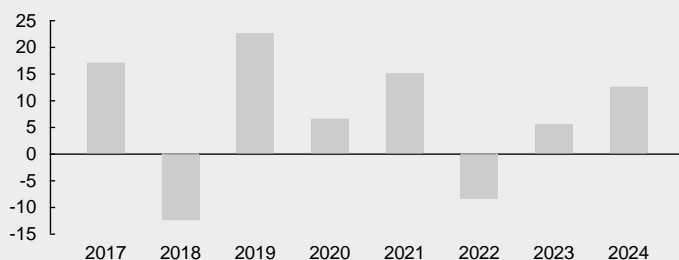
MULTI INDEX 100

Investment plans Switzerland, Plan No. 223
 Monthly Report, 01.06.2024

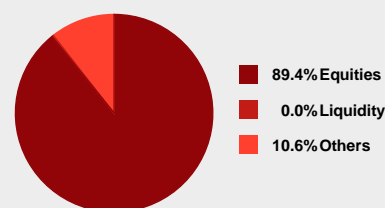
Investment Goal

When selecting funds, markets of interest are tapped worldwide so as to ensure broad diversification across various countries, currencies and levels of economic development. The equity component is 100% (incl. commodities). The objective of this strategy is to achieve major growth in assets over the long term while accepting an elevated level of risk.

Yearly performance in %



Asset Classes

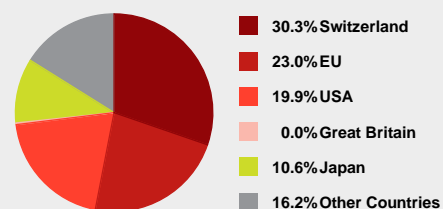


Investment Plan informations

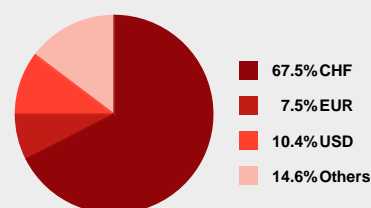
| | |
|-----------------------------------|------------------|
| Plan number | 223 |
| Inception | 01.12.2016 |
| Strategy | ALL EQUITY |
| Currency | CHF |
| Average management fee | 0.24% |
| Issuing commission* | 2.00% |
| Average Total Expense Ratio (TER) | 0.27% |
| Customer service | +41 58 472 44 44 |
| Homepage | generali.ch |

*No deduction for Flex provident insurance, Scala provident insurance and Performa provident insurance.

Country Allocation



Currency Allocation



Performance to 01.06.2024

| | | | |
|------------------------------|-------|-------------------|-----------|
| Year to Date (YTD) | 12.7% | 1 year | 14.9% |
| 3 years | 12.7% | Ø 3 years | 4.1% p.a. |
| 5 years | 50.8% | Ø 5 years | 8.6% p.a. |
| 7 years | 55.4% | Ø 7 years | 6.5% p.a. |
| Since inception (01.12.2016) | 72.0% | Ø since inception | 7.5% p.a. |

Composition

| Name of fund | Unit | CH-Valor | ISIN | Currency | Volume (Mn CHF) |
|---|------|----------|--------------|----------|-----------------|
| db x-trackers MSCI EMU (DR) 3C | 10% | 28626998 | LU1215828218 | CHF | 1'796.7 |
| UBS ETF (CH) SPI® Mid A dis | 10% | 13059512 | CH0130595124 | CHF | 428.4 |
| ZKB Gold ETF AAH CHF | 10% | 13910160 | CH0139101601 | CHF | 10'869.6 |
| Vanguard S&P 500 ETF | 10% | 18575508 | IE00B3XXRP09 | USD | 48'850.5 |
| UBS ETF - MSCI Japan UCITS ETF | 10% | 26751433 | LU1169821888 | CHF | 3'686.0 |
| iShares MSCI World CHF Hedged | 10% | 19328350 | IE00B8BVCK12 | CHF | 1'070.0 |
| UBS ETF (CH) SMI® A dis | 10% | 1714271 | CH0017142719 | CHF | 2'485.7 |
| UBS ETF CMCI Composite SF CHF A acc | 7.5% | 11926029 | IE00B58FQX63 | CHF | 1'559.3 |
| UBS ETF (LU) MSCI EMU Small Cap UCITS ETF (EUR) A-dis | 7.5% | 13711559 | LU0671493277 | EUR | 226.4 |
| iShares Core MSCI Pacific ex Japan | 7.5% | 10737120 | IE00B52MJY50 | USD | 2'191.1 |
| iShares Core MSCI Emerging Markets IMI | 7.5% | 24209517 | IE00BKM4GZ66 | USD | 17'025.4 |

This is a marketing document. The details provided here are purely for information purposes and constitute neither investment advice or an offer, nor a recommendation to purchase or sell financial products or conclude other legal transactions. Past performance is not a reliable indication of future results. The information compiled in this document is based on trustworthy data from reliable sources, however we take no responsibility for the accuracy and completeness of the information mentioned in the document. Generali Insurances of Persons Ltd. cannot guarantee, explicitly nor implicitly, that the published information and opinions are accurate, complete and up to date. Only the sales prospectuses for the individual funds and the General Policy Conditions are binding.